



# SERIES SL 5800

## TIED DIAPHRAGM SPRINGLESS REGULATOR

Ultraclean technology backed by service and support

- Hot DI cleaned and baked
- 10  $\mu\text{in.}$  surface finish (7 and 5  $\mu\text{in.}$  optional)
- Low internal volume and surface area
- High flow rate applications with low delivery pressure
- Vacuum to 300 psig (21 bar) inlet

### Operating Parameters

Source pressure	vacuum to 300 psig (21 bar)
Delivery pressure	SL 5802 1 to 30 psig (0.07 to 2 bar)
	SL 5806 1 to 60 psig (0.07 to 4 bar)
	SL 5810 2 to 100 psig (0.14 to 7 bar)
Proof pressure	2,000 psig (138 bar)
Burst pressure	4,000 psig (276 bar)

### Other Parameters

Inlet /outlet connectors	1/4, 3/8 or 1/2 inch face seal or tube weld
Bonnet port	1/8 inch NPT
Flow coefficient (Cv)	0.4
Internal volume	1.2 in <sup>3</sup> (19.7 cm <sup>3</sup> )
Operating temperature	-40° to +160°F (-40° to +71°C)
Surface finish	10 $\mu\text{in}$ (0.25 $\mu\text{m}$ ) Ra max standard; 7 $\mu\text{in}$ (0.18 $\mu\text{m}$ ); and 5 $\mu\text{in}$ (0.13 $\mu\text{m}$ ) optional
Inboard leakage	$2 \times 10^{-10}$ sccs
Outboard leakage	$2 \times 10^{-9}$ sccs He at 300 psig inlet pressure
Leakage across seat	$4 \times 10^{-8}$ sccs He at 100 psig inlet pressure
Installation	surface or panel (optional)
Delivery pressure rise	5 psig per 100 psig source pressure drop

### Materials

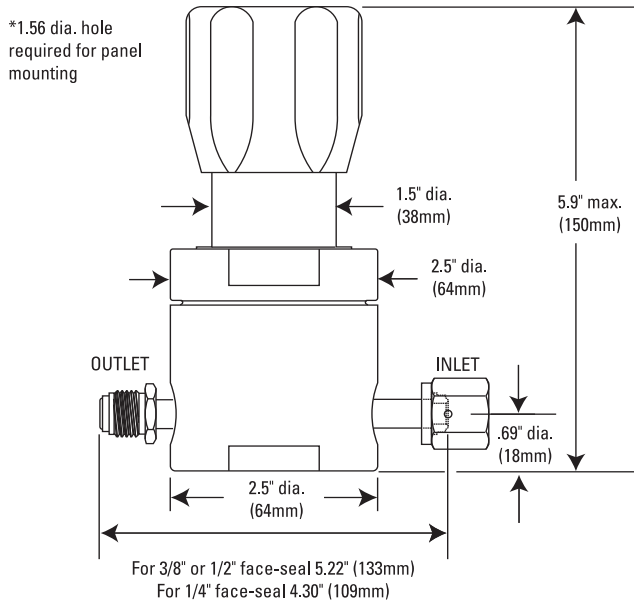
	Series SL 5800
Wetted Parts	
Body	SS 316L secondary remelt
Poppet, diaphragm	SS 316L
Finish	electropolished and passivated
Seat	PCTFE (Vespel® optional)

All specifications subject to change without notice.

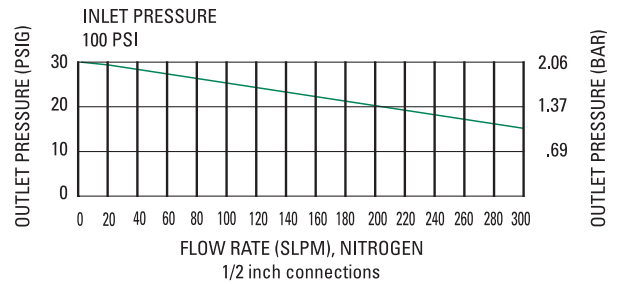
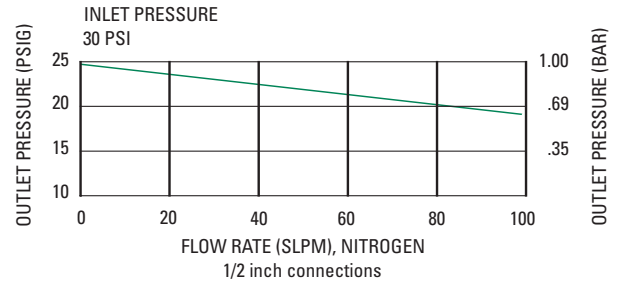
Vespel® DuPont

# UNCOMPROMISING QUALITY, PERFORMANCE AND RELIABILITY

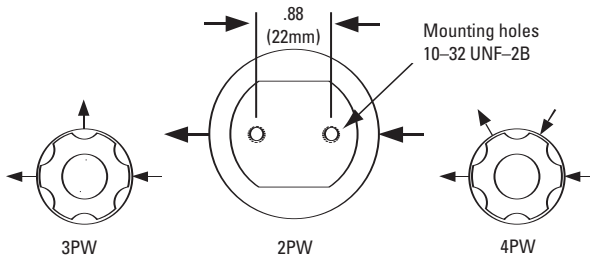
## DIMENSIONAL INFORMATION



All dimensions in inches (mm). Metric dimensions are for reference only.



## PORTING CONFIGURATIONS



## ORDERING INFORMATION

Sample Order Number

SL 5810SM 3PW FV4 FV4 1

SL 5810 | Series

SL 5802 = 1-30 psig (.07 to 2 bar)  
SL 5806 = 1-60 psig (.07 to 4 bar)  
SL 5810 = 2-100 psig (.14 to 7 bar)

S | Material

S = Stainless steel (SS)

M | Surface Finish Options

M = 10 µin. Ra max (standard)  
V = 7 µin. Ra max  
X = 5 µin. Ra max

3PW | Ports

2PW = 2 ports butt weld  
3PW = 3 ports butt weld  
4PW = 4 ports butt weld

FV4 FV4 | Connections Inlet / Outlet

FV4 = 1/4 inch face seal female  
MV4 = 1/4 inch face seal male  
FV6 = 3/8 inch face seal female  
MV6 = 3/8 inch face seal male  
FV8 = 1/2 inch face seal female  
MV8 = 1/2 inch face seal male

Tube weld stub available

1 | Gauges\* Source / Delivery

0 = No gauge  
V3 = 30-0-30 psig/bar  
L = 30-0-60 psig/bar  
1 = 30-0-100 psig/bar  
2 = 0-200 psig/bar

\* Gauge ports are standard with 1/4" face seal male.

| Options

P = Panel installation  
VS = Vespel seat